

MIT SA+P Pocket Guide 2023



Research
FOR A BETTER WORLD
#MITBetterWorld

WELCOME

to

M I T

Contents

9

Setting Up

10

Moving In

- 13 Cambridge + Somerville
Neighbourhoods
- 17 Housing
- 21 Graduate Student Housing
Phone + Utility

25

Travel

- 27 Bicycles
Car
- 28 MIT Transport
- 29 Public Transport
- 30 Ride Hailing +Temporary
Vehicles
- 31 Regional Buses + Trains

33

Spending

- 34 Studio Eats
- 36 Bars + Social
- 37 Cafes, Bakeries +
- 38 Markets
- 39 Book Stores
- 40 Plants & Flower
Printing Electronics & Misc.
Services
- 41 Clothing

33

Studio Prep

- 43 Studio Supplies
- 44 Hardware/Software

47

Settling In

49

SA+P

- 53 SA+P Leadership
- 55 SA+P on Campus
- 59 Buildings + Workspaces
- 61 Fabrication Labs
- 63 Studio Culture
- 65 Health & Wellness
- 68 MIT Architecture Hall of Fame

79

MIT

- 81 Facilities
 - MIT Libraries
 - Help Desks
- 83 Resources
- 85 Libraries
 - Help Desks
- 89 Online Platforms
- 90 Online + On the go
- 91 MIT Apps
- 93 Employment
- 94 Funding/Opportunities at MIT
- 97 IAP
- 98 MIT Dictionary

103

Settling Down

- 105 Parks + Outdoor Activities
- 107 Regional Arts + Museums
- 108 New England Cities + Towns+ Destinations
- 113 Must-watch MIT/Boston Films

Editor's Note

APRIL 2023

Dear admitted students,

It is with great pleasure that we welcome you all back to a fully in-person MIT Open House. As the snow fades and the leaves begin to grow, it is in the most joyful of times that we find ourselves welcoming you to MIT with this edition of the the Students Pocket Guide. We're so excited to have you with us!

Firstly, a huge congratulations on your acceptance, it's no small feat! We certainly remember the excitement and anxiety we felt exactly this time three years ago and can only imagine what you will be going through today. As we write this from Steam Café, we are very excited to share with you our amazing community, facilities and spaces. We hope this guide can step in to give you a taste of the special culture you'll find here at MIT, and more optimistically, give you a step up in getting settled next year.

In it, you'll find tips and tricks on setting up your life in Cambridge, navigating the mammoth that is MIT, with some MIT secrets thrown in there (!), as well as give you a peek into life outside of studio.

In some ways this is our love letter to our wonderful school and the work it enables us to do, which we now, are so excited to have gained back. It has been a pleasure putting this together for you.

Wishing you all another warm welcome back,

Yours,

Hana + Sloan
MArch '26 + '25



Setting Up



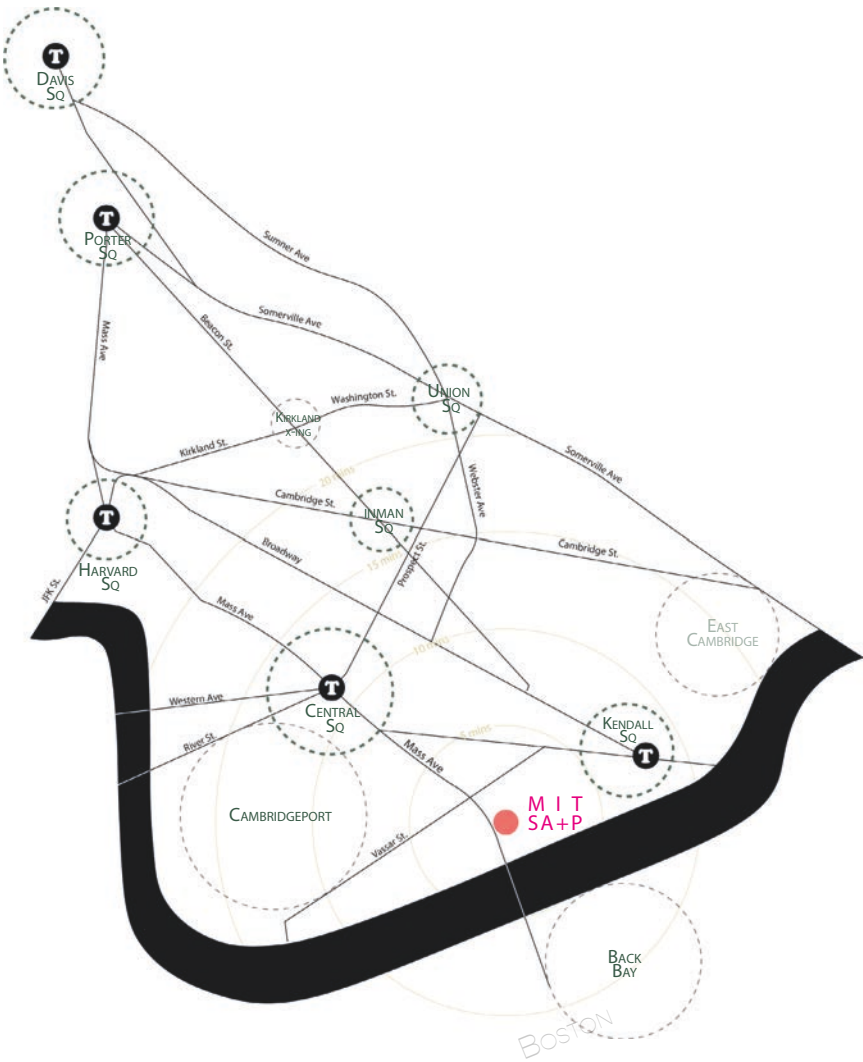
Moving In



Cambridge
+ Somerville
Neighborhoods

Housing

Phone + Utility



Cambridge + Somerville Neighbourhoods

Cambridge and Somerville are organized around ten main squares, each with its own distinct flavour. We have tried to summarize these below and highlight key spots including bookshops, cafes, restaurants etc.

Kendall Square

Kendall is the closest square to studio, flanked by both MIT and the Charles River, and our closest stop on the T. It is also the rapidly developing tech-center of Cambridge, housing giants like Google and our younger friends at the CIC (Cambridge Innovation Centre). Apartment prices in this area can be on the higher end, often catering to young-tech-professionals, but if you score a reasonable rental here (or a little further afield in East Cambridge) you would benefit from an enviable walk to studio and a growing number of popular restaurants around the Kendall Square Cinema.

Highlights: Kendall Square Cinema, Mamaleh's ('Modern Jewish Deli'), Cambridge Brewing Company, Area Four (wood fired pizzas)

Kendall – MIT: *15m walk, 9m bike,
15m bus, 8m car*

Central Square

Central is the lifeblood of any MIT students' studio supply closet. Just a 10 minute walk away from our building, Central square is always at the other end of a quick glue run to either Artist & Craftsman or Blick. It is also arguably the center of Cambridge's night scene, with a string of bars, eateries and clubs, as well as a collection of live venues that host dance parties and concerts. This is the middle-ground between Harvard and MIT.

Highlights: Artist & Craftsman Supply (studio supplies), H Mart (Asian-American groceries), Blick Art Materials (studio supplies), Pill Hardware, The New City Microcreamery (if you're into icecream in a Boston blizzard, this is the place to get it!), the Red Line T-Stop, and the Daily Table (the sweetest non-profit grocery store)!

Central – MIT: *10m walk, 5m bike*

Inman Square

Also roughly equidistant from MIT and the GSD, Inman is an ideal place to live for those who want a bit of healthy distance from studio, and those of us living with our GSD buddies. It is the stylish home to several bars and restaurants, well worth venturing to if you're looking for a change from the 'usual'

Highlights: Trina's Starlight Lounge (pub), Punjabi Dhaba (quick Indian food), Inman Square Hardware, Inman Oasis (spa and massage), Bukowski Tavern (pub)

Inman – MIT: *20m walk, 13m bike,
25m bus, 10m car*

Kirkland Crossing

Sometimes known as 'Little GSD', Kirkland Crossing is another potential home-away-from-home as it is a bit further from out campus. It is however a fantastic place to spot our GSD friends going about their every day lives and to join them for a drink in one of the many restaurants and cafes in the area.

Highlights: Savenor's Market (Butcher), Thirsty Scholar (pub, featured in the opening scene of the Social Network), The Wine & Cheese Cask, Dali (Spanish Tapas), The Biscuit (quick bite), Broadsheet Coffee

KirklandX – MIT: *29m walk, 16m bike,
30m bus, 12m car*

Union Square

Union Square sits a little further afield from Inman. It is about a 30+ minute walk from studio, but only a short Green line trip away from Kendall. However, the places are cheaper! And it does host a good selection of venues, restaurants and grocery stores.

Highlights: Market Basket (groceries), Union Square Donuts, Reliable Market (Japanese & Korean market), Ricky's Flower Market, Machu Picchu (Peruvian Food), Weekend Farmer's Market, Back Bar, Green line T-stop.

Union – MIT: *32m walk, 17m bike,
45m bus, 13m car*

Harvard Square

Few students actually live in the square, but it is a bustling area with a more 'collegiate' feel, Harvard Square contains a huge array of restaurants, bars, chain stores and local boutiques. The square just far enough away from MIT to provide a refreshing change of scene, if you need an evening playacting at being a student with some time off!

Highlights: Harvard Book Store, Raven Used books, Felipe's Taqueria, Tatte Bakery & Café, Pinocchio's Pizza, Pavement Coffee

Harvard Sq – MIT: *33m walk, 17m bike,
30m bus, 13m car*

Porter Square

Porter Square, beyond Harvard, is worth the commute to some of Cambridge's, in fact, Boston's most celebrated restaurants. Porter Square is best known for the plethora of Japanese restaurants located in the Lesley University Porter Campus building, of which Yume Ga Akurara is a favorite. While rental prices are relatively cheap, the commute is longer than ideal, but certainly manageable with the public transit or bikes!

Highlights: Yume Ga Akurara (udon), Yume Wo Katara (ramen), Star Market (groceries), Porter Square Books (books/café), Cambridge Naturals (health/vitamins), Tags Hardware (home goods), Target (the biggest one in the area), Bagelsaurus (bagels/coffee)

Porter – MIT: *54m walk, 24m bike,
30m T, 19m car*

Cambridgeport

Cambridgeport, to the East of campus is a nice calm very much residential neighborhood. You can get close to the less developed and more relaxed version of the Charles river along Magazine Beach. There aren't many restaurants around but Mass Ave is a close 10-15 minute walk within reach!

Highlights: Trader Joe's and Wholefoods
Cambridgeport – MIT:

20m walk, 11m bike, 18m bus, 8m car

Davis Square

Fewer students live in Davis Square, but it is filled with trendy restaurants and old diners surround the historic Somerville Theatre.

Highlights: Somerville Theatre (Cinema), Dakzen (Thai food), Sacco's Bowl Haven (candlepin bowling), Dave's Fresh Pasta, Mem (Teashop), Diesel Café, The Somerville Flea (Sunday market)

Davis – MIT: *65m walk, 27m bike,
33m T, 20m car*

Back Bay

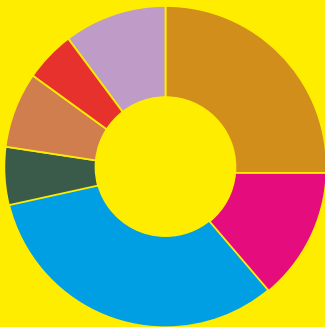
Back Bay is across the bridge from us in Boston. The charming red brick houses grant access to gardens and close proximity to the river front and esplanade. It allows you to be at a distance from MIT but still within site! Most of what you'd need from bars to restaurants to shops would be within reach on Newbury Street or Boylston.

Highlights: Buttermilk and Bourbon (fried chicken)

Back Bay – MIT:
35m walk, 18m bike, 21 bus, 13m car

Student Poll

"Where do you live?"



- Somerville
- East Cambridge
- Cambridgeport
- Central
- Boston
- On-Campus
- Other

"Anything specific you love about your neighborhood?"

Central: "It's close to MIT, near Red Line, lots of grocery options"

On-campus: "Proximity to school"

Somerville: "Half of the people I know at MIT and GSD live within a 5-minute radius!"

Boston: "Feels like a complete world away from MIT, and has great food options"



Housing

Where to live:

There is no real one-size-fits-all when it comes to housing advice. Some prioritize space and/or affordability. In general, Somerville (including Porter, Union and Davis Squares) is more affordable. Being closer to Central Square or Kendall can raise housing prices, but you are paying for convenience: proximity to campus. Living in a larger apartment or house with more roommates is also a sure way to decrease rent. Be sure to check for whether heating or water are included in your rent, in addition to in-building/unit laundry. Things like having on-site parking or allowance of pets can increase rent, but it should not be by a lot!

MIT Graduate Student Housing:

MIT has eight Graduate & family housing options, outlined in the 'Division of Student Life' page of the MIT website. MIT housing is convenient for those wanting a furnished place and to be close to campus, but most graduate students move into independently leased apartments.

For more on student housing options:

[https://studentlife.mit.edu/housing/
graduate-family-housing/
graduate-residences](https://studentlife.mit.edu/housing/graduate-family-housing/graduate-residences)

Independent Rentals:

Although apartment hunting in Cambridge can be extremely stressful, you have a huge variety of options for location, price, number of roommates and amenities. This is the best way to find just the right spot for you.

Where to find 'em:

Zillow and Apartments.com are great places to start to get a feel of the area. Homes listed here can be quite competitive to get, so be on the look out! There are numerous Facebook groups that are great for finding new apartments or joining existing apartments without some of the hassle of moving into a new place. Facebook also has great furniture. More experienced grad students often suggest moving into an already established house with students who have lived there for a while. As well as good-old word of mouth, it's worth joining the 'Harvard MIT Housing' group on Facebook to have a look out for these.

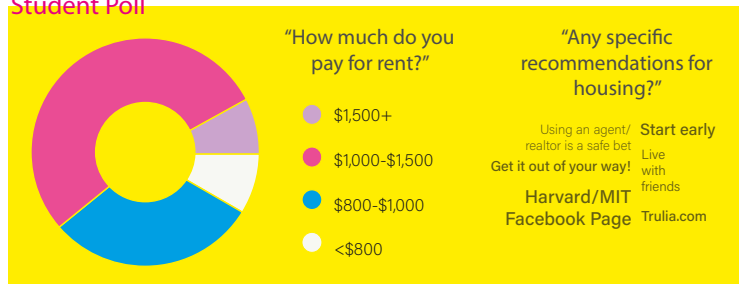
Housemates:

Unless you're really determined to live on your own, we suggest putting on your best smile and getting some. Studio and one-bed apartments are typically at least \$1,600-\$2,000 per month. Many of us have made some really incredible friendships just by moving in with existing students or other design students in the area!

Fees and Deposits:

Many apartment rentals in the Boston area require you to pay a broker's fee. If you're looking for your apartment remotely, the broker's fee can be worth it – the apartment market here can be hard to navigate. The fee is typically one-half month to a full month's rent. Most landlords also ask for the first and last month's rent in addition to a security deposit (usually equal to one month's rent) when you sign a lease.

Student Poll



Hidden Costs:

When apartment-hunting, make sure you look out for where you might be incurring some hidden costs. The first thing to look out for is whether heating is included, keeping warm in a Boston winter can be an expensive business. Free heat is rare but a huge bonus. Always, (always!) note whether you have a washer dryer in the apartment, this is Cambridge treasure.

Subleasing:

If you think you'll be travelling during breaks, make sure you ask your potential landlord before signing a lease to be sure they will allow subleasing. Also make sure you get this in writing.

Renters Insurance:

Always secure renters insurance once you find somewhere to live. For roughly \$15 a month, you can get \$15,000 in personal item coverage. It will cover almost all your possessions and protects from theft, fire, flood, vandalism, lighting and natural disasters.

Student Poll

"How many roommates do you live with?"



16%
I live alone



25%
1 other person



59%
2-4 room-

"Do you live with architecture students?"

- 35% Non-architecture
- 27% A mix!
- 15% MIT/GSD students
- 15% MIT students
- 8% Other

"Do you own a pet?"



82%
none/other



12%
a cat(s)



6%
a dog

(Your ASC Co-Chairs both have dogs!)

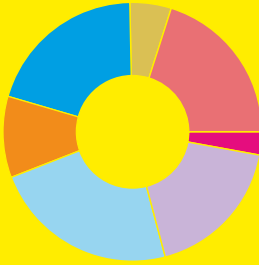




Graduate Student Housing

Student Poll

"Which dorm would you live in if you could choose again?"



- I wouldn't live in dorms
- 70 Amherst street
- The Warehouse
- Tang Hall
- Sidney-Pacific
- Ashdown
- Eastgate

Specifics: "What do you think of your dorms?"

The Warehouse: "It' was really nice but ridiculously expensive and hard to live alone"

Sidney-Pacific: "Sidpac puts a lot of effort into building community and has good facilities"

Tang: "It's pretty old, but it's not as bad as people say and I love the view"

Phone + Utility

Staying connected:

Cell phone service providers- There are several options ranging in price, while it is always tempting to get the cheapest plan, as service can vary so much in the US, try to get a recommendation from someone in the area. **Verizon** and **AT&T** are said to have the best service in the area, with **Sprint** and **T-Mobile** as easy seconds – however, these are known to cut out occasionally.

INSIDER TIP:

Most of the big providers have excellent Family Plans, which significantly reduce the cost of your phone plan. Get up to 5 fellow students together and start your own little family – invariably, the more members, the cheaper the cost is for each person. These can be quickly and easily arranged in store most of the time.





Travel



Bicycles

Car

MIT Transportation

Public Transport

Ride-Hailing +
Temporary Vehicles

Regional Buses + Trains



Bicycles

If you're looking to speed up your daily distances, biking is your best bet. Make sure you to wear a helmet and to check your lights are working before you get started. While there are lots of bike lanes on the major roads of Boston and Cambridge, it is important to always be aware of the driver's around you at all intersections.

Personal bike

As far as purchasing a bike goes, Facebook Marketplace and Craigslist are both great options to find second-hand bikes at better rates. Once you have a bike, **Cambridge Bike Shop** (a 5-minute walk from campus) can help install necessary lights/bells if you are missing any accessories. Above all, make sure to purchase a very strong lock (we recommend a **U-Lock**) because bike theft is unfortunately more common than any of us would like around here.

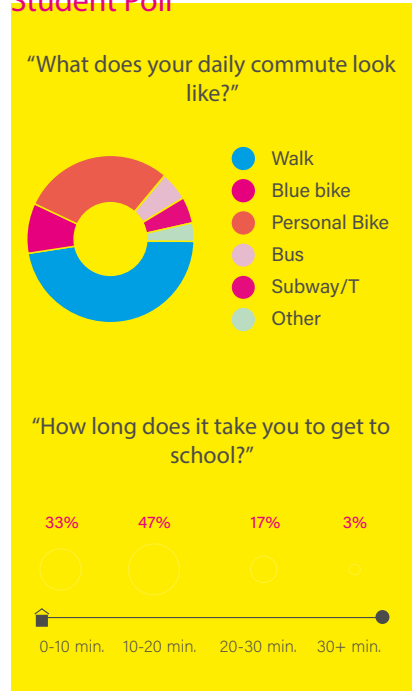
Blue Bikes

If you do not have a comfortable place to store your bike, or are looking for a cheaper way of easing into the biking lifestyle, **Blue Bikes (Boston's Bikeshare Program)** is an extremely good option. MIT offers a discount to all students, making an annual membership only **\$35/year**. There are tons of bike stations close to campus, and all over the city. (Find MIT's discount here.)

Car

Students with cars are a minority around here, although some students do bring their cars from home (especially those who love climbing outside the city or live further away!). If you do find yourself driving to campus, you will be faced with both a blessing and a curse: public parking is cheap, but extremely hard to find. As a rule of thumb, we advise not driving to school during general school hours, and save it for off-peak hours.

Student Poll



MIT Transport

Daytime weekday shuttle services

The Tech Shuttle

Operated by the Parking & Transportation Office and free with MIT ID, provides a safe means of transportation around the Cambridge campus from 6:15 AM – 7:45 PM weekdays.

Boston Daytime Shuttle

Runs to and from Boston and Cambridge.

EZRide

Free with MIT ID, offers morning and evening routes around the Cambridge campus and to North Station via Lechmere, as well as midday routes on the Cambridge campus.

Evening SafeRide shuttle services

SafeRide

Free with MIT ID, provides a safe means of transportation at night seven days a week, operating from 6:00 PM – 2:30 AM Sunday through Wednesday and 6:00 PM – 3:30 AM Thursday through Saturday. SafeRide travels within and around the MIT campus and to some Boston neighbourhoods where MIT students live.

Specialty shuttles

Airport Shuttle

Available by reservation for a fee, the airport shuttle is operated by the Parking and Transportation Office and provides service to Logan Airport just prior to the Thanksgiving, Winter, and Spring breaks

The Grocery and Weekend Shuttles —

free with MIT ID

The Lincoln Lab Shuttle

Free with MIT ID, provides service between the MIT Cambridge campus and Lincoln Lab

The Wellesley College Shuttle

Operates weekdays and is free for students with MIT ID; staff and faculty must purchase tickets at the Parking and Transportation Office

M2 Shuttle

Tickets for sale at the Parking and Transportation Office

Public Transport

Public Transport

The main public transport around Boston is serviced by the Massachusetts Bay Transportation Authority (MBTA), also known as **the T**. There are a range of underground and bus options that service Somerville, Cambridge, Boston, and beyond. MIT offers the ability to load your MIT ID card as opposed to getting a **CharlieCard**, which comes in handy- so make sure to take advantage!

Subway

There are five subway lines in and around Boston.

Red, Green, Blue, Orange, and Silver (which changes to a bus route). **Kendall Square** is the subway stop closest to campus, roughly a 10 minute walk, and is accessible via the Red Line. **Central Square** is arguably the closest to our building. Overall, the Red Line will most likely be the most important during your time here, as it runs through most of Cambridge and connects Harvard Central Square and Kendall Square.

Bus

Multiple bus routes run across Cambridge and beyond. The most popular route for students is the **Number 1 Bus** that runs from **Harvard to Dudley Square in Boston via MIT**. The bus is also part of the same MBTA network so your MIT or Charlie Card can be used to get on.



Ride Hailing + Temporary Vehicles

Ride Hailing

Uber and Lyft are the most common ride hailing apps around Boston, and service 24/7. Whether it's a late night in studio or a late night out, they are both definitely a reliable bet.

Temporary Rentals

ZipCar is a self-service car-sharing that was founded here in Cambridge. An annual membership fee gives you access to the Zip Cars that are parked throughout the city. **MIT sponsors Zipcar memberships**, allowing you to waive application fees and security deposits, leaving with you with just a measly \$25 annual fee.

ZipCar is incredibly convenient for quick trips to the big grocery stores on the periphery of the city, or Home Depot for those larger materials. They are also a great option for day trips out of the city, but you should note that there is a per-mile rate that is automatically charged after your first 180 miles in a 24 hour period.

You can rent a Zipcar with a full tank of gas for as little as \$8/hr. Simply make a reservation online (or on the app) and use your ZipCard or mobile phone to unlock the car at its specified location. You will need to return the car to its original location when you're finished.

Rental Cars are far cheaper than ZipCar for overnight and long-distance trips. They can, however be more of a hassle, as most companies require you to pick the cars up from Boston Logan Airport. Make sure you note where the pickup location is when you book! Some rental car companies offer student discounts. Moving trucks from **U-Haul or Penske**, for example, can sometimes be rented in conjunction with temporary storage units.

Regional Buses + Trains

Regional Buses & Trains:

Most regional buses and trains leave from South Station, including Amtrak and the MBTA Commuter Rail. In the summer, the MBTA offers a **seasonal \$10 pass**, which can be a great way to get out of the city and enjoy local beaches and neighboring towns! No matter where you are travelling, make sure to arrive 10-15 minutes early before expected departure time, as it can be quite a walk to get from the subway to the bus/train station depending on where you're going.

Getting to New York

If you're looking for a quick getaway to New York, make sure to check both trains and buses. **Amtrak** is great, but gets expensive really quickly so book preferably weeks in advance.

Many bus companies, such as **Mega-bus, Greyhound, and Bolt**, offer rides to New York between \$15-\$20. As long as you make sure you aren't travelling around rush hour, these are great alternative options. The bus takes slightly longer but is worth the price difference! If you're traveling to New York as a group, often the most affordable option is to rent a car and split the cost!



Spending



Studio Eats

Bars + Social

Bars, Bakeries +
Treats

Markets

Book Stores

Plants + Flowers

Printing,
Electronics +
Misc. Services

Clothing

Studio Prep

Studio Eats

Fuel for the occasional, or not so occasional times you haven't packed lunch and need to eat within campus,

Steam Café:

Luckily, Steam is the architecture department's in-house restaurant. With several good options you don't have to venture too far from your desk to make sure you're fed. There is a salad bar, two varieties of soups, noodles, sushi and a build-your-own sandwich bar. Just remember to pace yourself: steam is a little too convenient, it can make a bigger dent in your bank account than you intended!

La Verdes':

Just across the road from the Great dome, you'll find the Stratton Center (our student center) where the on-campus convenience store is located, this is your go-to spot for a snack run. You'll also find some basic eats (we recommend the chicken tenders of those particularly long studio nights), a salad bar, all-day breakfast, sushi and sandwiches.

Flour Bakery + Cafe:

Flour is the closest off-campus café, you will soon find that the studio is divided into Flour super-fans and those who run the other way. Being just 5 minutes away and with a very convenient order-ahead feature on their app, it can quickly become a great excuse to go for a walk and pick up lunch. There is always a huge array of treats for a quick

pick-me-up and some delicious mains.

Saloniki:

Hugely popular with MIT students, especially well loved for its (free) 'student fries', Saloniki is a Greek eatery just 5 minutes away. There are several vegetarian options. Try to avoid the lunchtime rush, Saloniki can be a very stressful place to 'pop in' to on your lunch time supply run.

Stata Center Cafeteria:

Still on campus, but on the other end of a winding journey through MIT, is the State Center cafeteria. You will find a huge variety of eateries here from pizzas, pastas, on-the-go sandwiches and hearty baked dishes.

BibimBox (student center)

Korean Bibimbaps, noodle salads, and rice bowls.

Carolicious (student center)

For generous Venezuelan arepas and salads.

Las Palmas

Sandwiches and juices inspired by the Dominican Republic

Tea-do

Bubble tea and other East Asian snacks

Chang Foods

Main St. in front of Technology Square

A good studio staple if you're craving Chinese food, covering the classics (like Beef with Broccoli (\$5.50)) and venturing into the more eclectic like Wheat Dough with Wood ear Mushrooms (\$5).

Jose's Mexican Food Truck

Jose's serves all of your Southwest and Tex-Mex favorites. The hearty food and value will definitely win over any hungry studio bum.

As well as Mariposa's, Miracle of Science, Naco Taco, Roxie's and many more!

Just up the street in Central Square!

Darwin's Ltd.:

Rest in Peace Darwin's - it recently closed just last semester. However, some of the fantastic employees have recently opened a Co-Op Coffee Shop near Harvard.

Flour Bakery

Just across the street from 77 Mass. Ave- great for coffee and pastries!

Clover Food Lab:

Amazing, clean food and a classic MIT origin story. Clover was started by one very determined MIT student as a food truck on Carleton street in reaction to the environmental damage of the meat industry. Clover has since opened its own brick and mortar restaurants, serving up local, fresh and largely organic food.

Cava:

Cava is a Mediterranean restaurant in Kendall Square focused on fast and healthy eats.

Sweet Green:

For wholesome salads find a sweetgreen in Kendall Square behind the Stata Center.

INSIDER TIP:

Always keep one eye on your email - MIT is all about the free food. If there is any left over from meetings or events, a little invite will pop up in your email!

Still hungry? Add your self to the campus wide free food mailing list:

<https://groups.mit.edu/webmoira/list/free-food>

Bars + Social

Kendall Square:

Muddy Charles (MIT Student Pub)
Cambridge Brewing Co.
Lord Hobo
Area 4

Central Square:

The Miracle of Science Bar + Grill
Middlesex
The Cellar
Lamplighter Brewing Co.

Harvard Square:

Russel House Tavern
Charlie's Kitchen
Daedalus
Source Pizza
Grafton Street
Grendel's Den Restaurant + Bar
Shay's Pub + Wine Bar

Inman Square:

Bukowski Tavern
Trina's Starlite Lounge
The Druid

Union Square:

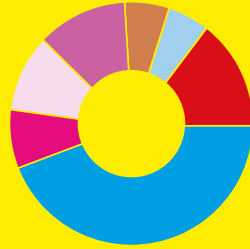
Back Bar
The Independent
Bow Market (ft. Remnant Brewing Co.
+ Rebel-Rebel Winery)

Porter Square:

The Thirsty Scholar
Cambridge Common
R.F.O'Sullivan's
Aeronaut Brewery

Student Poll

"Favorite nights out?"



Houseparties

Lamplighter

Middlesex

Back Bar

Friday Studio
Happy Hour & Pizza!!

La Fabrica

Other



Cafes, Bakeries + Treats

Kendall Square:

Flour
The Friendly Toast
Toscanini's Ice Cream
Gypsy Place Coffe + Juice Bar
Blue Bottle
Vester
Tatte

Central Square:

New City Microcreamery
Toscanini's Ice Cream
1369 Coffee House
Andala Coffee House
Cafe Nero
Life Alive
Cicada
Pepita's

Harvard Square:

Blue Bottle Coffee
Bluestone Lane
Faro Cafe
Tatte Bakery & Cafe
L.A. Burdick Handmade Chocolates
Pavement Coffeehouse
J.P Licks (Icecream + Frozen Yoghurt)

Inman Square:

1369 Coffee House
City Girl Cafe
All Star Sandwich Bar
Christina's Homemade Icecream

Union Square:

Bloc Cafe
Union Square Donuts
The Neighborhood Restaurant

Porter Square:

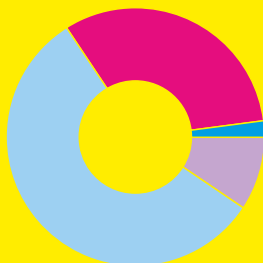
Cafe Zing (in Porter Square Books)
Hi-Rise Bread Company
Petsi Pies
Bagelsaurus
Cafe Rustica
Simon's Coffee Shop

In + Around Somerville:

Diesel Cafe
3 Little Figs
Forge Baking Co.
Lyndell's Bakery
Taza Chocolate
Vinal Bakery

Student Poll

"How much do you spend on food per week (groceries, eating out)?"



"Where do you most frequently do your groceries?"



15% 13% 15%

Other Star Market H-Mart



27% 30%

Trader Joe's Whole Foods

Markets (Super/Farmers/Specialty)

Whole Foods and **Trader Joe's** are definitely the most popular grocery options among MIT students. There is a Whole Foods located near Central Square, and another near Inman Square, making it a convenient option when you are walking home from studio. However, don't forget to take advantage of farmer's markets on the weekends!

We cannot say enough good things about the **Daily Table** grocery store-shop at this sweet non-profit and for cheap!

The **Copley Square Farmers Market** for example, is open every Saturday, and offers great discounts on fresh vegetables and fruits (eg. \$2 strawberry boxes!).

For more information on farmer's markets in Central and Davis square, make sure to check out this great website.

<https://www.massfarmersmarkets.org>

Central Square:

Central Square Farmers Market
H Mart
Harvest Co-Op
Trader Joe's

Harvard Square:

Cardullo's Gourmet Shoppe
Charles Square Farmers Market
Harvard Farmers Market

Union Square:

Christina's Spice + Specialty Foods
Market Basket
Reliable Market

Porter Square:

Cambridge Naturals
Davis Square Farmers Market
Star Market

Otherwise:

Boston Haymarket (Downtown Boston)
Formaggio Kitchen (West Cambridge)
Sevan Bakery (Watertown)

Book Stores

Plenty of bookstores in Boston, with many that have extremely cozy seating areas as well.

Of course, the **MIT Press Bookstore** is a great, close option that offers perhaps the most extensive selection of architecture, design, and tech books.

Brattle Book Shop is the most highly rated bookstore in Boston, and is located right next to the Boston Commons.

If you're looking for a typical American bookstore/brunch experience, we recommend **Trident Booksellers & Café** on Newbury Street as a perfect study and work activity!

Other Cambridge Options:

Porter Square Books

The MIT COOP

The Harvard COOP

Raven Used Books

Seven Stars

Worth the Journey

Brookline Booksmith (Brookline)

Commonwealth Books (Downtown Boston)

Plants & Flower

What would a nice working and living space be without a few plants to keep you happy? Whether it's a small succulent or a large Philodendron, Boston has got you covered.

If you're looking for larger plants, **Mahoney's (Brighton)**, **Home Depot**, **local Farmer's markets** and **Ricky's (Somerville)** are all good places that can offer cheaper rates than your local, high end florist.

For flowers, **Central Square Florist** and **Brattle Square Florist** are two close-ish options for a special plant! And if you really want a treat, head over to **Niche** for something special.

These are great for smaller, higher end flowers or arrangements for your studio desk or living space at home.

Lastly, don't forget about looking online for flowers! Floom and Urban Stems are great online marketplaces for flowers that supports independent florists in and around Boston. This is a great option if you're looking to send flowers to someone or are looking for specific types of plants and flowers when moving in.

Printing Electronics & Misc. Services

While almost all types of printing can be achieved through MIT's facilities, there may be the occasional off-chance you wish to extend your printing options to the broader Boston options. In this case, **BFS Business Printing**, and **Repoman Reprographics** are two printing options that many architecture firms in Boston use.



(Grocery stores like Wholefoods and Trader Joe's also can have great plants!)

Clothing

If you are having computer issues, **Apple CambridgeSide** and the **Apple Store on Boylston** can help troubleshoot any major problems you are having.

From personal experience however, I highly recommend using **MIT's Atlas Center/ IST services** as your best bet- we have a great set of engineers that offer the same services as Apple but do not charge you for any of the labor costs! This means if your computer is broken, they will fix it at much better rates, and often much faster than what the Apple Store may achieve!

While we are no New York, Boston does have a wide variety of clothing options in and around the city. **Newbury Street**, **Harvard Square**, and **Copley Place** all have a mix of lower- and higher- end stores if you're looking for new seasonal pieces.

In general, it is safe to say that MIT students and faculty cover pretty much every clothing style you could imagine, so don't worry about "not fitting in"! If you're looking to reduce your environmental footprint for clothing,

The Garment District is a great vintage store that has amazing hidden gems and great finds, for both your everyday and themed parties!

Lola's, Boomerangs, Buffalo Exchange, Goodwill, and so many more for great **second-hand and thifting options!**



Studio Prep

(We also have a fantastic material re-use space for collective resources! Each semester we unload our extra scraps and materials to share for free the following term!)

Studio Supplies

You'll quickly learn that MIT is all about process-based and iterative design, so a range of studio supplies is a must-have as you enter Core. Whether it's working through paper models, sketching, or working through Rhino, every project is filled with a variety of working methods and techniques. To make you are prepared for this process, we have crafted a basic "Back-To-Studio Supply List":

Electronics

- Computer
- External Hard Drive
- USB
- Mouse
- Extension Cable Adaptor

Basics

- Pencil and pens
- Drafting tape
- Olfa/X-Acto Knife and blades
- Eraser
- Scissors
- 24" Cutting mat
- Sketchbook
- Optional: hot glue gun & sticks (the shop has plenty too!)

Comfort Supplies

- A secret stash of late-night studio snacks
- An electric kettle (a real crowd-pleaser!)
- A selection of teabags for those grey afternoons
- A set of good headphones
- Pillow

Don't worry about bringing this all from home, The shops following can help with any supplies you are missing!

General Art Supplies/Balsa wood/Bass wood:

Artists & Craftsman Supply
Blick Art Materials.

Larger stock/Hardware:

Home Depot
Pill Hardware Store
McMaster Carr

Large Metal Sheets:

McMaster Carr
MIT Central Machine Shop
(operated by the Laboratory for Nuclear Science; this one is a challenge to find but very worthwhile)
<http://web.mit.edu/cmshop/about.html>

Plywood/MDF/Large Basswood/Foam:

Sold at the N51 Workshop space

Fabrics

Sewfistaction

Hardware/Software


Because your laptop is almost always at the end of your fingertips, we understand the anxiety around making sure you have the right equipment. Just remember – there's no right answer. Get the laptop that you're most comfortable with and your workflow will develop naturally.

If your own equipment fails, IS&T laptop loan is here to help!

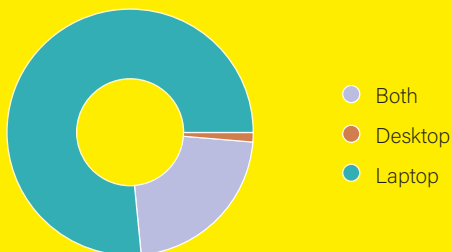


Student Poll

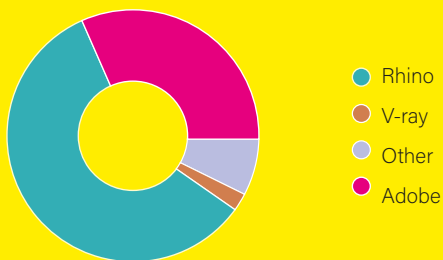
"Mac or PC?"



"Desktop or Laptop?"



"What software do you find yourself using most?"



"I use both, Mac laptop + PC Desktop. Go with what you feel most comfortable using. Understand that there will be times you need to use a PC (Rhino/Grasshopper plugins you'll use in some classes). If you are using a Mac, take the time to install Windows on your computer or on an external hard-drive for when you need it. You can do that once you are here. Duncan and his team provide great tech support stability and tradition"




Settling In



Open House April 2023

MIT



SA+D





SA+P Leadership

SA+P on Campus

Buildings +
Workspaces

Fabrication Labs

Studio Culture

Health + Wellness

MIT Architecture
Hall of Fame

Secret Spaces

SA+P Leadership



Leadership

Dean of School of Architecture
and Planning

Hashim Sarkis

Department Head

Nicholas de Monchaux

Heads of Programs

MArch

William (Liam) O'Brien

SMArchS

Sheila Kennedy

BT

Christoph Reinhart

Computation

Lawrence Sass

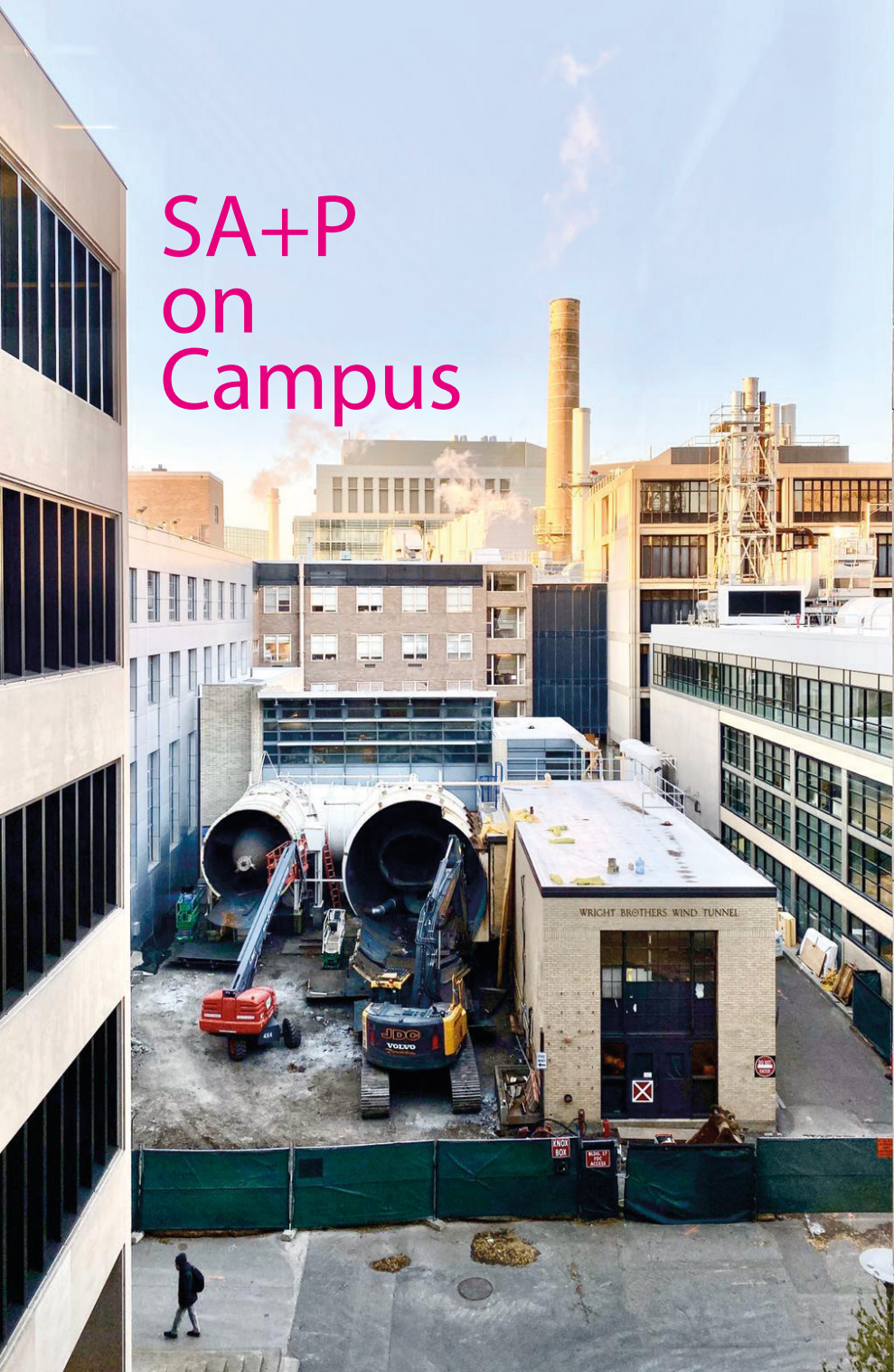
HTC

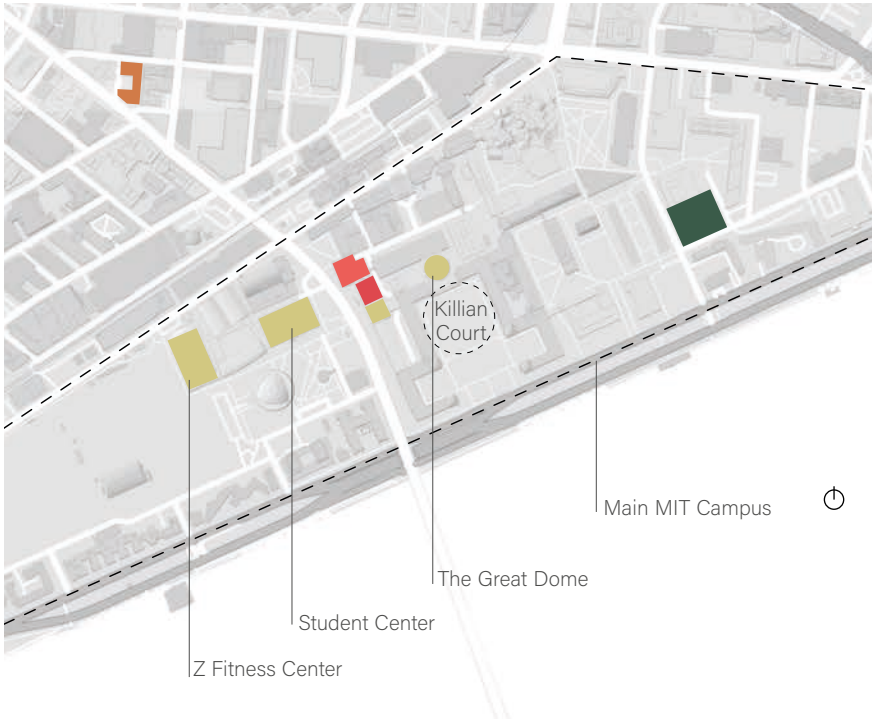
Timothy Hyde

ACT

Azra Akšamija

SA+P on Campus





The MIT Campus is gigantic, taking up a huge portion of the riverfront. As a SA+P student you'll become accustomed to a small cluster of spaces, mostly including studio, workshops and fabrication labs and classes where your lectures and labs take place. We have highlighted some key buildings for you here.

- MIT Media Lab + ACT Workshop
- DUSP Building 9
- MIT SA+P HQ Building 7
- N51 Workshop

buildings
+

work work work

work work work

work work work

work work work

work work work

work work work

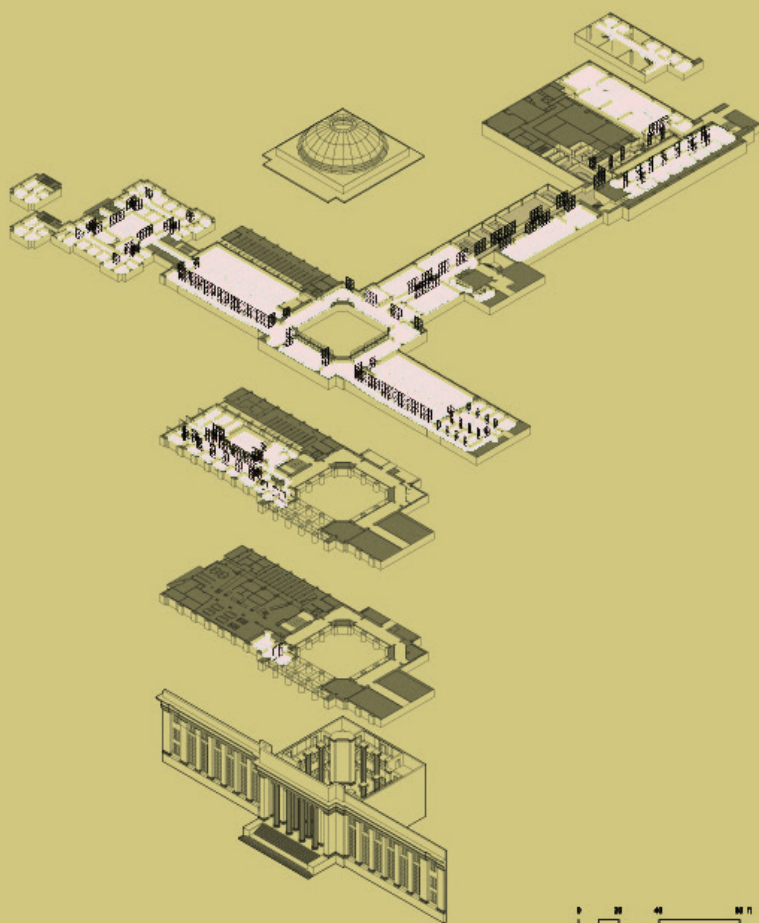
work work work

-

spaces



Our Corner



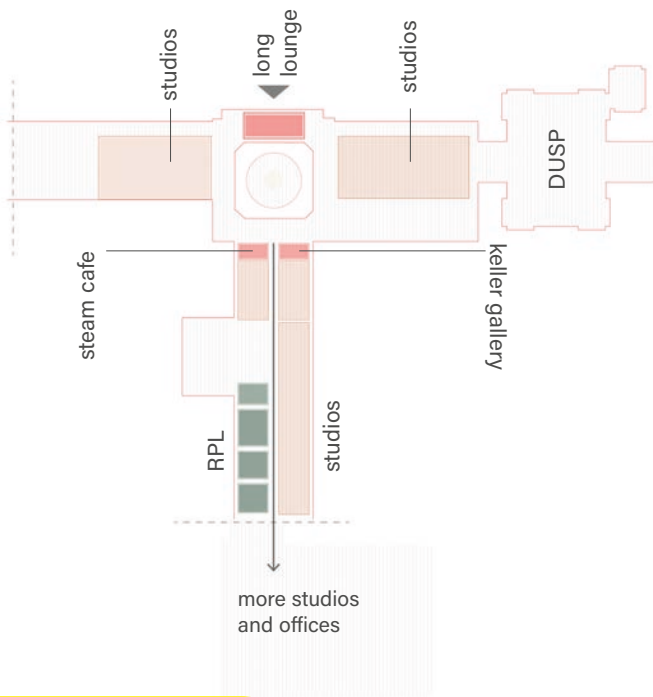
SA+P Spaces

Student Spaces






The main student spaces on **Level 4 of Building 7**. The rest you'll get to know as you inevitably get lost on campus!



INSIDER TIP:

While walking into the great hall is a wonderful 'Holy Smokes I'm at MIT' experience, if you need to get to get anywhere faster than a snail's pace, avoid using the elevator in Lobby 7. Use the elevator in DUSP instead, it is so much faster.



Fabrication Labs

RPL -Rapid Prototyping Lab
(Building 7 near Studios)

Laser Cutting
3D Printers (PLA)
Z Corp Powder Printer

Wood Workshop
CNC

Soldering
Vacuum Forming
Kuka Robot Arm
Waterjet
Spraypaint booths
Casting Station

N51 - Wood Workshop

Wood workshop
ONSRUD CNC Milling
Metal Casting
Kuka Robot Arm

ACT workshop

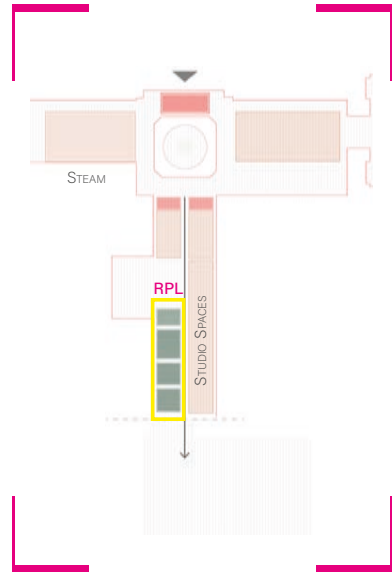
(Media Lab Building near Kendall)
Access to this workshop requires
requested additional training.

Ceramics
Metal Workshop

MIT Mobius

For MIT wide access to workshops and
detail on all tools/machines in them.

Building 3 Workshops



The use of machinery and tools including 3D printers is free of charge. All you need are your materials which you can buy from the list of places indicated in the supplies section.

Visit

<http://rpl.mit.edu/>

for a more exhaustive list of tools and

Studio at MIT is particularly special because you will rarely find yourself surrounded by such an amazing collection of talented, conscientious and generous people. We believe it's an MIT conspiracy that these qualities are in the admissions process! While the workload can sometimes feel overwhelming, don't forget to look around and soak it all in – you're all in the same boat.









Student Initiatives!

ASC/Architecture Student Council

ArchREFS/Student Resources for Easing
Friction and Stress

NOMAS/The National Organization for
Minority Architecture Students

MIT China SA+P/Student Initiative Expanding
SA+P Students influence in China

Out of Frame/Student-Edited Living Archive
+ Platform

Shift+W/Initiative on Shifting Women's
Representation in Architecture

WAWD?Radio/Department Community
Radio Station

Beyond the Department of Architecture, MIT has 500+ recognized student groups. Student groups range from 68 ethnic and cultural associations, 38 musical, theater, and dance groups, 23 religious organizations, 15 activism groups, and many more: including Black Graduate Student Association (BGSA), LatinX Graduate Student Association (LGSA), American Indian Science and Engineering Society (AISES).





Health & Wellness

Zeisinger Center (The Z Center)

While studio can seem all-consuming at times, the gym at MIT, commonly referred to as "the Z," is the perfect way to de-stress! You can use the 50-meter pool at pretty much anytime of the day, except for during the undergrad swim season practices and competitions. There is even a sauna in the changing rooms to indulge in after your big swim! For those non-aquatic people, the two-storey gym has pretty much every machine you can think of, including a VR-cycling option if you're looking for a new experience! On the weekends, there is a group of us who like to go play basketball on the courts, as well as others who prefer to take advantage of the free sailing opportunities offered by the Sailing Club.

SA+P Yoga and Wellness Program

Dean Hashim Sarkis started a great, free yoga and mindfulness sessions for students and teachers across SA+P. Every week, there are three Yoga & Mindfulness sessions (Mondays 12:30-1:30pm, Tuesdays 5:30pm-6:45pm, Fridays 12:30-1:30pm) all free of charge! There are also Koru Mindfulness and Group Health Coaching once a week in the evenings.

MIT Sailing

When it gets warm enough to go out on the Charles River, the MIT Sailing Pavilion offers free sailing classes for students interested in taking a boat out! Once you pass the introductory sailing course, you will be granted the ability to take out a boat at anytime you want, a perfect weekend activity!

INSIDER TIP:

Sign up early! Intro slots go fast!





MIT Architecture Hall of Fame

1 B10 MacLaurin Buildings by

William Welles Bosworth, 1916.

Also known as 'The Great Dome' A set of neoclassical structures which form a U around the grassy Killian Court facing the river.

2 MIT Chapel by Eero Saarinen, 1955

Or just the 'Saarinen Chapel', the small moat reflects light into the interior through hidden windows just above the water's surface. Come on a sunny day and you won't be disappointed!

3 Green Building by IM Pei, 1964

I.M. Pei's most striking contribution to MIT's campus. He side-stepped the 18-storey limit by raising the concrete structure on piloti, and designing larger floor-ceiling heights.

4 Ray and Maria Stata Center by Frank Gehry, 2004.

Typically just referred to as the 'Stata Center,' this complex includes research facilities, classrooms and a large auditorium. MIT sued Gehry and associated construction companies over failures in the design and negligence, but settled the lawsuit in 2007.

5 Stratton Student Center by

Eduardo Catalano, 1968.

Saarinen was originally chosen to design our student center, but was ousted in favor of Catalano.

6 Media Lab Complex by Fumihiko Maki & Associates, 2009

7 Simmons Hall by Steven Holl, 2002

Nicknamed The Sponge, this hall of residence accommodates 350 rooms for freshmen.

8 Baker House by Alvar Aalto 1949.

This co-ed dorm is celebrated for its undulating façade on a co-ed dorm. The wave-like form also creates wedge-shaped rooms, for which Aalto designed all the furniture.

9 Hermann Building by Eduardo Catalano, 1965

A Brutalist mammoth by the renowned Argentinian architect, housing the Dewey Library.

Met Warehouse

SA+P are moving into the Metropolitan Storage Warehouse! Currently being designed by Diller Scofidio + Renfro (DS+R), keep a look out for more updates.

1



2




3



4



5



6



7



8



9



Secret Snakes



44445



MIT Secret Spaces

Finding anything on campus can feel like a treasure hunt, but it also helps to know what you might be looking for. Below we have compiled a few of the spaces that we heard whispers about and took at least our first semester to get to know.

Banana Lounge

One of our absolute favorites! The banana lounge (26-110) was established under MIT Innovation recently as a study space and a gesture of commitment to student mental health. As well as a study space (which doesn't quite live up to its promise of being welcoming), you'll find a napping area, beanbags, legos, potted palms, free coffee, and best of all, boxes and boxes of free bananas. Unfortunately, the banana lounge can give off more of a 'desperate power-nap' vibe so we recommend you make a tactical bee-line to those bananas and drag a few handfuls back up to studio for the rest of us.

SA+P common Room

A little detached from our studio spaces, the SA+P common room is on the third floor of building 7, a great place to hold those late-night Chinese take-away group meetings. There is a little kitchenette, a microwave, a spare printer, and a small workspace.

Women's Common Room

More formally called the Margaret Cheney Room, 3-310 was founded in 1884 as a safe space for women. You can request special access to this room by emailing cheneyroomstaff@gmail.com with your ID number. This little secret is supposedly the best place to nap on campus,

Nano Building workspace

A stroll alongside Building 12's bizarre orange 'clean rooms' will induce a classic 'holy smokes, I'm at MIT!' moment in anyone. As well as being a great place to take visitors, Building 12 has a fantastic workspace on the first floor – just far enough from studio that your group-mates won't find you.

Urbanism Workspace

Everyone knows DUSP has it all! Our favorite neighbors in building 9 have some great break-out spaces. We especially recommend the little nook on the second floor.







Sol Lewitt - Bars of Color within Squares


Found in Building 6C (Physics), this permanent Sol Lewitt floor is a little morsel of fun you can show guests when they come to visit. Or of course, just worth the short walk if you just need a break from studio.

Tunnels

Need to run across campus? Make sure you try the tunnel route. It even features the storage of old chairs used ride down the ramps! Very easy to get lost and disorientated there but the wonders you will come across are worthwile, from foundries to HVAC system piping to toy workshops.



MIT



WIDE



Resources + Research



Facilities

MIT Libraries

Help Desks

Online Platforms

MIT Apps

Employment +
Funding at MIT

IAP

MIT Dictionary



Resources

MIT Libraries

As well as being the keeper of books, MIT Libraries also holds some amazingly useful workshops. From how to use citations properly and effective data storage and management, to Intro to Python and Wiki Edit-a-thons. Keep an eye out for these on <https://libraries.mit.edu/news/events/> . It's also important to know that if you can't find what you're looking for in the Library Catalogue, you have access to Borrow Direct, a system that allows you to borrow from other incredible research institutions, and if that fails, you can always suggest a Library purchase.

GIS & Data Lab

gishelp@mit.edu

Found in the underbelly of our Rotch Library (1st Floor, 7-238), the GIS Lab is an important space to be aware of. Here you can have access to some state-of-the-art GIS (Graphic Information Systems – basically, maps) software and have one-to-one help from an expert.



Libraries

Rotch Library

Our go-to library, with all you could want on Architecture & Planning. There is usually a mini exhibition in the lobby, so have a peek if you're passing through. This is also where the Aga Khan Collection on Islamic Art and Architecture is located. Rotch isn't a 24/7 study space so if you need another studio escape, try your luck at another library – or it might be time to head home!

Barker Library

What better place to pretend to be a real Engineer than the Engineering library. If the urge ever strikes, you can make use of their 24/7 study spaces.

Dewey Library

Not one we usually frequent, with collections centered on Management & Social Sciences, but an interesting brutalist building with some great 24/7 study spaces.

Hayden Library

With a focus on Humanities and Sciences, the Hayden library is an increasingly popular choice for SA+P students to do their research. This space was recently renovated and has some fantastic study spaces!

Distinctive Collections Reading Room

Ancient and rare materials from a wide range of disciplines are archived in this space.

Lewis Music Library

It's all in the name! Largely holding audio-visual collections, also said to be a good place to find a quiet place to read (or have a sneaky nap!).



Help Desks

Atlas

First floor of E17 – once you find the sometimes elusive E17, you can't miss it!
atlascenter@mit.edu
617-253-3000

Atlas is MIT's central service team, managing everything from ID cards and VPNs to commuter benefits (T-Pass and Parking). Other than being your first port of call to set up your Kerberos account, enroll in DUO, set up your certificates; and pick up your ID card, you will probably have very little contact with Atlas as SA+P have our own in-house computing team. However, if there is a bigger problem with your computer, STOA may refer to you the IS&T Service Desk.

ATOA

Office: 10-3229
9AM-5PM Monday through Friday + extended hours by appointment!
STOA is the department's in-house computing team, they are always incredibly responsive and doubly as helpful (and friendly!). As well as helping with computing set up, troubleshooting;


and printing, Cron will also help with software - personal and on the MIT desktops- and keycard access.

International Students Office – ISO

Second Floor E18 (50 Ames Street)
https://iso.mit.edu
iso-help@mit.edu
(617) 253-3795

With its own portal iMIT found on the top right of the page.

As an international student you will have a lot of contact with the ISO and on arrival, managing the various forms you will need to complete, but you will get a little distance later. The ISO's office is always open for immigration, tax advice etc. and you will be in contact with them for travel signatures but they will largely stay in contact via email.



Online Platforms

MIT's many online platforms can be quite difficult to keep track of, let alone navigate. The huge web of MIT websites is said to have originated from the very beginning of the Institute's relationship with the internet, when students raced to code their own of platforms. So while it can be frustrating that information isn't centralized, there is history to the madness. You can usually just ask Google for any online address, but to make things a little more convenient, here is a quick list for your bookmarks bar:

MIT Websis

<http://student.mit.edu>

Where all important administrative information and forms are posted. This is where you'll go for your registration forms, Academic Records and to update your Biographic and Emergency Records.

MIT Pay

Websis – for Students – Financial Record - MITPAY

Also found in the Students section of Websis, MIT Pay is the platform that manages all financial transactions with the school. This is where you pay tuition, printing fees and to top up your TechCash on your student card.

HealthELife

<https://mitmedical.iqhealth.com/>

This is MIT Medical's online patient portal. Use it to manage appointments, send messages to your healthcare provider, view lab results and conveniently ask for repeat prescriptions (usually ready within 48 hours).

STOA

<https://stoa.mit.edu>

The above link will take you to the home page of our in-house computing team's website, you will find most of what you'll need from this page in the 'Applications' section. If you need anything computing related, or to report a problem, email stoa@mit.edu. As a general rule, never try to troubleshoot printing problems yourself – STOA is just around the corner to help.

Online + On the go

Arch +Dusp Office Hours

<http://dusp.mit.edu/oh>

All professors and TAs like to manage their office hours differently, but this is technically the forum you're supposed to use to create appointments.

MIT Libraries

<https://libraries.mit.edu>

At the center of all of our libraries, this website is where you'll go for anything research related. Search, borrow and request books here. Also keep an eye on the 'Research Guides & Expert Librarians' section, we have some amazing experts on staff!

ArchShops

<http://archshops.mit.edu>
archshops@mit.edu

The ArchShops page outlines all of the machines available and allows you to reserve slots if you need. Laser cutters aren't usually booked but all 3D printers require you to submit a file through the ArchShops page. Also get really familiar

with the archshops email, if you need help with anything fabrication-related, even if just to ask for suggestions on best practice or materials, someone will always be around to reply or help.

MIT Apps

MIT Mobile

Supposedly a quick gateway to all things MIT, the MIT Mobile app doesn't quite do what you want it to. There are two main features that keeps it on this list of must-know platforms though: the first is the shuttle feature which keeps up to date information on MIT shuttle routes and expected arrival/departure times. The second is the Map feature, which gives you an extensive map of all MIT buildings, complete with Building numbers. If you push the little arrow in the bottom right hand corner, it will even show you where you are – yes, most of the time, you won't know where you are.

Duo

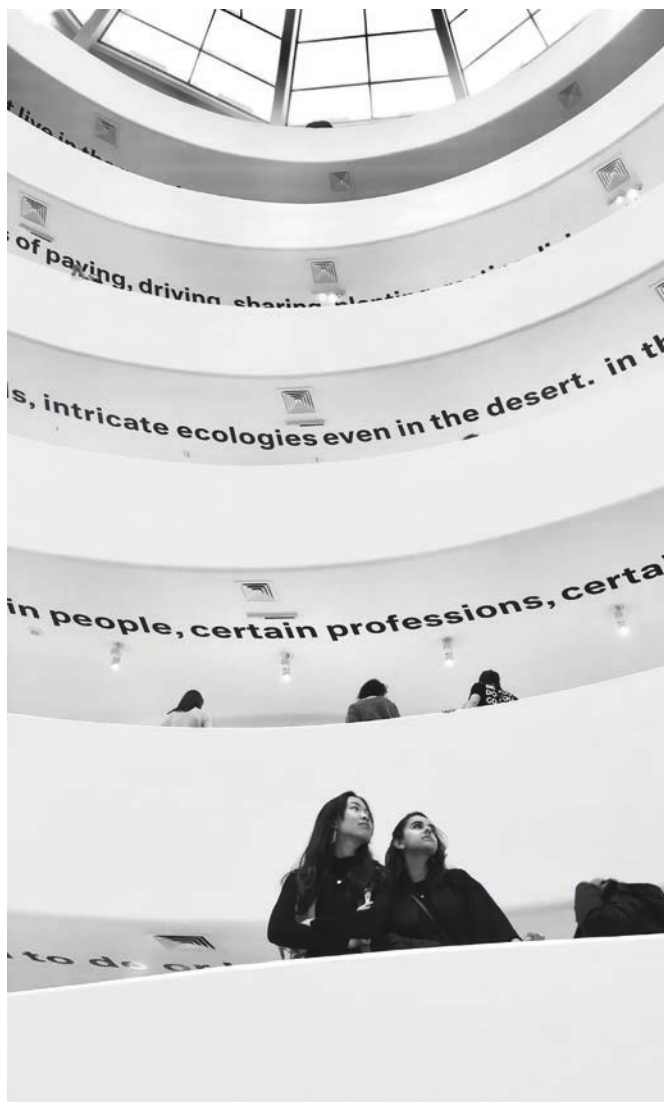
Definitely (!) use the Duo app. This will let you do your two-factor authentication conveniently with a push-notification on your phone. Handy for everyone, but especially fellow International Students who find themselves constantly changing phone numbers.

Mobius

The Mobius App is what use to pay workshops for materials you buy from them. It's also a good source to find out what's available and where.

Atlas also has an app!





Employment + Funding at MIT

Most students work during their degrees at MIT. There is an institute wide policy of \$22/hr minimum wage, but we feel a brief run-through helps to make the options a little less intimidating:

Outside the Department:

If you're looking for a job outside of the department have a look at the MIT student Jobs board on the Student Financial Services website (<https://oge.mit.edu/finances/ra-ta/>), the OGE (Office of Graduate Employment: <https://oge.mit.edu/finances/ra-ta/>) or the ATLAS Job Center website (<https://atlas.mit.edu/atlascenter/>). Options range from Mentoring high school students and babysitting to Event support staff.

In-house jobs:

Applying for a job within the department is extremely easy. The three most popular jobs are Research and Teaching Assistantships (RA/TA) and Shop Monitoring. This is a good way to continue learning while earning a little dough, and meeting people outside your immediate class. The department has a number of other hourly positions that carry a salary of \$22/hr. It's critical to know that most academic advisors disapprove of working during your first semester – and though we aren't advisors, we would also recommend against it. You can have more than one position, but you'll be limited to an average of 20 hours of work per week.

TA-ship:

A position that allows you to help teach a class. How involved you are in the actual teaching depends on the class and the professor but there are deceptively more hours involved than it says on the tin. While it can be extremely fulfilling to be a TA, prepare to be consistently sought out by your adoring underclassmen.

Full time TA-ship: \$15,741 per semester for 15-20 hrs/week

Half-time TA-ship: \$7,871 per semester for 8-10 hrs/week

Funding/Opportunities at MIT

RA-ship:

A great opportunity to get involved in the research of your favorite professor. The time demands again depend on the position you apply for. These are typically full-time positions but half-time RA-ships with prorated work requirement and financial support is also possible.

Full time TA-ship: \$15,741 per semester for 15-20 hrs/week

Half-time TA-ship: \$7,871 per semester for 8-10 hrs/week

Part-Time: 10-15 hours a week, \$22/hr.

Shop Monitoring:

A shop monitor, is an hourly position, with a set number of hours they are required to be in the shop. This is a great way to become very familiar with the shop tools, and depending on your shift, a perfect time to get some work done. Be aware that If you get particularly good at any one thing (a CNC-master is always hugely sought out), you can never walk into the shop without someone asking you for 'just a minute of your time.'

The Ins and Outs:

If you're hired, employers will get in touch by email. There are a few loose ends to tie before you start, which are explained clearly on the Atlas website (<https://hr.mit.edu/new-employees>). This includes declaring your job with an I-9 and International students securing a SSN (Social security number) by setting up a meeting with Atlas.

Pay Day:

The administration of employment at MIT is all managed through Atlas. This is where you will fill in time sheets (for hourly positions) and manage your payments. You should set up a direct debit, and your income will seamlessly land in your bank account every month.

Not: The managing your payments through Atlas is a completely different platform from MITPay, this is where you manage payments for tuition, facilities costs etc.

Scholarships and Opportunities:

There are a number of funding opportunities available at MIT are countless, so we'll just touch on a few. Grants, Awards and Prizes within the department, are outlined on the MIT Architecture page ([HERE](#)). These will also file into your email throughout the year, with plenty of reminders to make sure you keep on top of them.

Fellowship Awards


There is a departmental Merit Fellowship Award for continuing students. At the end of first year, students admitted without full tuition, may apply for a limited number of one-year full tuition awards by obtaining two faculty recommendations in your second semester of first year.

MISTI:

MISTI (MIT International Science and Technology Initiatives), is a classic SA+P buzzword. MISTI has partnerships with hosts and projects all over the world, which you can get sponsored to join during your breaks, but they're also open to hearing your ideas for research and travel.

MIT DesignX:

DesignX is a venture accelerator orientated towards design innovation. It's a launching pad program for students, researchers and faculty in the School of Architecture and Planning. It provides a platform to engage with stakeholders, receive mentorship from specialists and network with businesses, governments, institutes and funding specialists.





IAP

Independent Activities Period

IAP is an optional four-week term built into the academic year where. Classes range from completely relevant (e.g. a design and build workshop to Columbia, or an aluminum casting workshop, or concrete fabrication in Madrid) to just a little bit of fun (e.g. the complete history of Kanye West). Time commitment and credits earned vary greatly, so make sure you know what you're looking for from your IAP when you sign up!

You can also teach a class if you'd like! These are usually unpaid self-creations, but you can apply for grants to support them! (Usually the Graduate Student Experience Grant)

(Many students also just hang out and do nothing over IAP! It is okay to relax, and taking a mental health break is always valuable!)

MIT Dictionary

Culture Tip: There is a tradition at MIT to communicate with one another in (usually numerical) code. This is religiously upheld by the undergrads, and though infrequently practiced by us graduates, it's important to keep an ear to the ground. To make your interactions with undergrads and alumni less alarming, we've compiled a helpful list of MIT code below.

Course Numbers:

Course 1:	Civil & Environmental Engineering
Course 2:	Mechanical Engineering
Course 3:	Materials Science and Engineering
Course 4:	Architecture
Course 5:	Chemistry
Course 6:	Electrical Engineering and Computer Science
Course 7:	Biology
Course 8:	Physics
Course 9:	Brain & Cognitive Sciences
Course 10:	Chemical Engineering
Course 11:	Urban Studies and Planning
Course 12:	Earth, Atmospheric and Planetary Sciences
Course 14:	Economics
Course 15:	Management
Course 16:	Aeronautics and Astronautics
Course 17:	Political Science
Course 18:	Mathematics
Course 20:	Biological Engineering
Course 21:	Humanities
Course 22:	Nuclear Sciences and Engineering
Course 24:	Linguistics and Philosophy

IAP : Independent Activities Period

(See our description on page 97)

ACT : Art, Culture and Technology

HTC: History, Theory and Criticism

AKPIA : Aga Khan Program in Islamic Architecture

BT : Building Technologies



Open April 2023





Settling Down





Parks + Outdoor Activities

Parks in the Boston Area

Emerald Necklace
Mt. Auburn Cemetery
Arnold Arboretum of Harvard University
Boston Common
Boston Public Garden
Boston Harbor Islands
Castle Island

Outdoor Activities in the Boston Area

Whale Watching Boat Trips
Apple, Berry, and Christmas Tree Picking
Halibut Point State Park (Rockport)
Singing Beach (North Shore)
Parker River National Wildlife Refuge/
Plum Island (Newburyport)
Crane Beach (Ipswich)
Walden Pond State Reservation
(Concord)



Regional Arts + Museums

Cambridge

MIT Museum
Harvard Art Museum
Harvard Museum of Natural History
Peabody Museum of Archaeology and
Ethnology

Boston

Institute of Contemporary Arts (ICA)
Museum of Fine Arts
Isabella Stewart Gardner Museum

Eastern MASS.


DeCordova Sculpture Park + Museum
(Lincoln)
Peabody Essex Museum (Salem)
House of Seven Gables (Salem)

Western MASS. (Berkshires)

Massachusetts Museum of Contemporary
Art - MASS MoCA (North Adams)
Clark Art Institute (Williamstown)
Jacob's Pillow Dance Festival (Becket)
Tanglewood Music Festival (Stockbridge
+ Lenox)

Hudson Valley

Dia:Beacon (Beacon)
Storm King Art Center (New Windsor)



New England Cities/ Towns/Destinations

Cambridge is surrounded by some amazing country. Make sure to take the time to go and explore it when you get the chance. We have noted some highlights for you here, but there are countless more!


Mass.

Cape Cod
Martha's Vineyard
Concord
Rockport

Rhode Island - Providence



New Hampshire - Portsmouth

Maine - Portland











Must-watch Harvard/MIT/Boston Films

From trashy to downright moving:

Good Will Hunting

A Beautiful Mind

The Departed

Legally Blonde

Gone Baby Gone

The Town

The Social Network

21

Iron Man – *Why Not!*

Stronger

Patriot's Day

Manchester by the Sea

Mystic River

Spotlight


Moneyball

Fever Pitch

Knuckleball!

Shutter Island

Wakanda Forever!





Postscript

A huge thank you to the students, faculty and staff who tolerated our pestering for information and photos - there would be no guide without you.

A special mention to Olivier Faber (MArch '23) and Daisy Zhang (MArch '23), and many,many others who so generously donated their photography.

Another final warm welcome to our new graduate students, we look forward to seeing you all next semester.

Warm hugs,

Your 2023 editors





See you soon!



